

Medical Diagnostic Device

ACCUNIQ BP210 BP250

Automatic Blood Pressure Monitor

Our best-selling easy-to-use ACCUNIQ Sphygmomanometer ensures fast and accurate results



BP210 is designed to be convenient, easy-to-use, and to provide reliable results. These highly advanced blood pressure monitors make it easy to keep track of patient data and information. They also print out the results of the analysis immediately after the measurement is taken.

- Clear LED display
- Simple one-touch function
- Voice guidance program and emergency safety apparatus integrated
- Rear monitor accepting data entry
- High-speed printer and automatic cutter incorporated to facilitate clean and fast printing
- Card reader incorporated to keep track of and compare the results
- Auto ON/OFF function with proximity sensor (energy saving function)
- Smooth, curved, and stable design

Diverse Range of Options



Rear Monitor

Proximity
SensorThermal
Printer

Adjustable Chair



Magnetic Card



RFID Card

Wireless
Communication

Dedicated Cart



BP210 Left-Arm Type



Rear Monitor

Weer te geven resultaten

Systolische en diastolische druk, pols, polsdruk, bloeddruk beoordeling, polsgolf patroon, cumulatieve gegevens (kaart optie)

Monitor achterkant (optioneel)

Systolic and diastolic pressures, pulse, ID No., B.M.I., obesity level

- 1 LED display
- 2 Magnetic card reader
- 3 High-speed printer
- 4 START button
- 5 STOP button
- 6 Proximity sensor
- 7 Emergency stop switch
- 8 Arm stand
- 9 Cuffs



BP250 is the world's first sphygmomanometer that displays the analysis results and QR code on the LCD display without printing out the result sheet and lets you use a smartphone or another mobile device to transfer, save, and show data.

- 7"- wide color LCD display
- Simple one-touch function
- Voice guidance program and emergency safety apparatus integrated
- Data management via mobile device (QR code displayed on the LCD display)
- Rear monitor accepting data entry
- High-speed printer and automatic cutter incorporated to facilitate clean and fast printing
- Card reader incorporated to keep track of and compare the results
- Auto ON/OFF function with proximity sensor (energy saving function)
- Smooth, curved, and stable design

Diverse Range of Options



Rear Monitor

Proximity
Sensor

Adjustable Chair



Dedicated Cart

Body weight·
Body fat·
Anthropometer
connection

Magnetic Card




RFID Card

Wireless
Communication



BP250 Left-handed Type



The first of its kind, it displays the QR code on the LCD display. If you link the product with a smartphone, it saves your blood pressure data and helps you keep track of the trend to keep your blood pressure under control.

Result Items

Systolic and diastolic pressures, pulse, pulse pressure, blood pressure assessment, pulse wave pattern, cumulative data (card option), etc.

Rear Monitor (Optional):

Systolic and diastolic pressures, pulse, ID No., B.M.I., obesity level

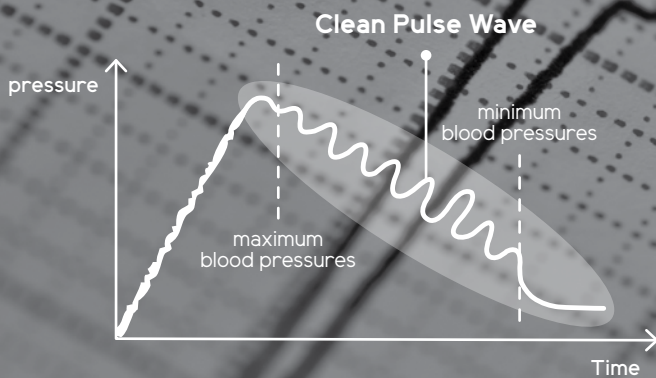
- 1 LCD display
- 2 Magnetic card reader
- 3 High-speed printer
- 4 START button
- 5 STOP button
- 6 Proximity sensor
- 7 Emergency stop switch
- 8 Arm stand
- 9 Cuffs



+ Pressureless Measuring method

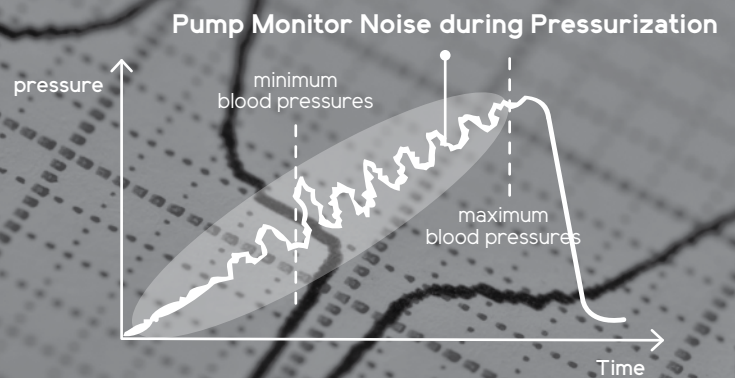
Consistent with over 120 years' sphygmomanometer history, ACCUNIQ Blood Pressure Monitors takes measurements of blood pressure as the cuffs are depressurized. This standard measurement method provides results that are quick and accurate.

ACCUNIQ's Depressurizing Measurement



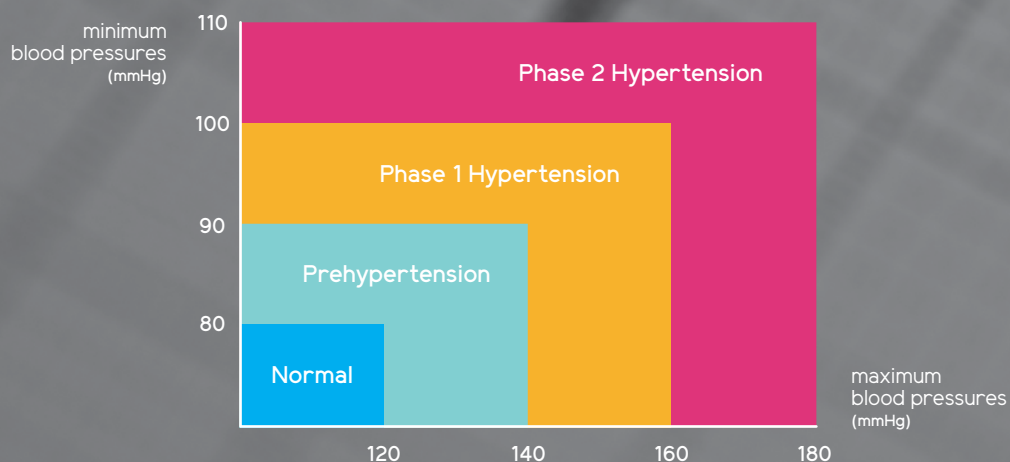
vs

Upstream Pressurizing Measurement



Risky Blood Pressure Level

Blood pressure classification by the US Combined Board JNC 7, 2003 (Unit: mmHg)



FAQ

Q. What can I do if my blood pressure fluctuates considerably?

A. Our body experiences constant circulation and changes. In addition, our blood pressure varies constantly based on our heartbeat and breathing frequency. Since our blood pressure cannot be precisely determined by just one measurement, the 24-hour-a-day ambulatory blood pressure monitoring system has been increasingly used in recent years. To determine whether your way of taking blood pressure is right or wrong, visit our website for the cautions when taking blood pressure.

Q. What is DP (double product)?

A. DP is your maximum blood pressure multiplied by pulse rate. The higher your maximum blood pressure and the quicker your pulse, the higher your DP is.

Q. What are the factors that make your blood pressure change?

A. Your blood pressure may change for 1 hour after a meal, after drinking alcohol, coffee, or tea (containing caffeine), after smoking, bathing, or exercising, if you speak or move during analysis, when the room temperature dramatically changes, or after you take hypotension medicine.

Q. When is the best time to take my blood pressure?

A. If you want to do it in the morning, doing so within 1 hour of waking, after urination, and before breakfast is recommended. To do it in the evening, it is best to do so before going to bed. Doing it twice -- once each in the morning and night at the same time -- is also recommended.

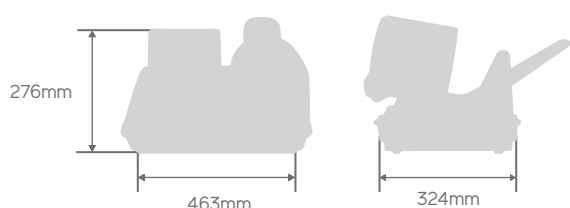
ACCUNIQ BP210 Specifications

| | |
|--------------------|---|
| Model | ACCUNIQ BP210 |
| Measuring Method | Oscillometric |
| Display Mode | High Brightness LED Display (Size 197x145mm) |
| Measuring Ranges | Pressure 30~300 mmHg, Pulse 30~200 bpm |
| Accuracy | Pressure ± 3 mmHg or $\pm 3\%$, Pulse $\pm 3\%$ |
| Cuff Type | Belt type |
| Power Supply | AC 100~240V, 50/60Hz DC 12V, 5A adapter |
| Power Consumption | 60A |
| Data Transmission | RS-232C |
| Dimension | 463(W) x 324(D) x 276(H)mm |
| Weight | Approx. 8kg |
| Optional Equipment | Human Sensor, Cart, Chair (height adjustable), Reverse Monitor, Thermal Printer, Magnetic Card, RFID Card, Bluetooth |
| Result Contents | Blood Pressure (Systolic·Diastolic·Mean Blood Pressure, Pulse Pressure), Pulse (Pulse), Analysis (Pulse Wave Pattern·Blood Pressure Assessment), Reverse Monitor (Systolic·Diastolic Blood Pressure, Pulse, ID, B.M.I., Fatness) |

ACCUNIQ BP250 Specifications

| | |
|--------------------|---|
| Model | ACCUNIQ BP250 |
| Measuring Method | Oscillometric |
| Display Mode | Wide Color LCD Display (Size 7 inch, Pixel 800x480) |
| Measuring Ranges | Pressure 30~300 mmHg, Pulse 30~200 bpm |
| Accuracy | Pressure ± 3 mmHg or $\pm 3\%$, Pulse $\pm 3\%$ |
| Cuff Type | Belt type |
| Power Supply | AC 100~240V, 50/60Hz DC 12V, 5A adapter |
| Power Consumption | 60A |
| Data Transmission | RS-232C |
| Dimension | 463(W) x 324(D) x 276(H)mm |
| Weight | Approx. 8kg |
| Optional Equipment | Cart, Chair (height adjustable), Reverse Monitor, Magnetic Card, RFID Card, Bluetooth, Connection of Weight·Body Fat·Height Measuring Device |
| Result Contents | Blood Pressure (Systolic·Diastolic·Mean blood pressure, Pulse Pressure), Pulse (Pulse), Analysis (Pulse Wave Pattern·Blood Pressure Assessment), Reverse Monitor (Systolic·Diastolic Blood Pressure, Pulse, ID, B.M.I., Fatness) |

※For purpose of improvement, specifications and design are subject to change without notice.
This is a medical device. Read precaution and operation method before use.



HQ 155, Sinseong-ro, Yuseong-gu, Daejeon, Korea
TEL +82-42-879-3000 | FAX +82-42-864-4462

SEOUL OFFICE(Sales) 20F, 19, Gasan digital 1-ro, Geumcheon-gu, Seoul, Korea
TEL +82-2-587-4056 | FAX +82-2-588-1937 | EMAIL internationalsales@accunIQ.com